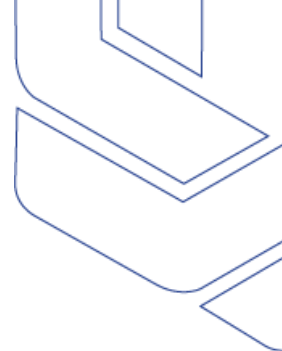


Baltimore Region FY 2016-2019 Transportation Improvement Program (TIP) **AMENDMENTS**





>>BRTB

:: MTA Core Bus and Paratransit Vehicle Replacement :: Bus and Rail System Preservation and Improvement Project :: Kirk Bus Facility Replacement – Phase 1 and 2 ::
~~:: US 40 Bridge Replacements over Little & Big Gunpowder Falls ::~~
:: Bus New Main Shop :: Ridesharing – Baltimore Region ::

Baltimore Metropolitan Council

February 24, 2016

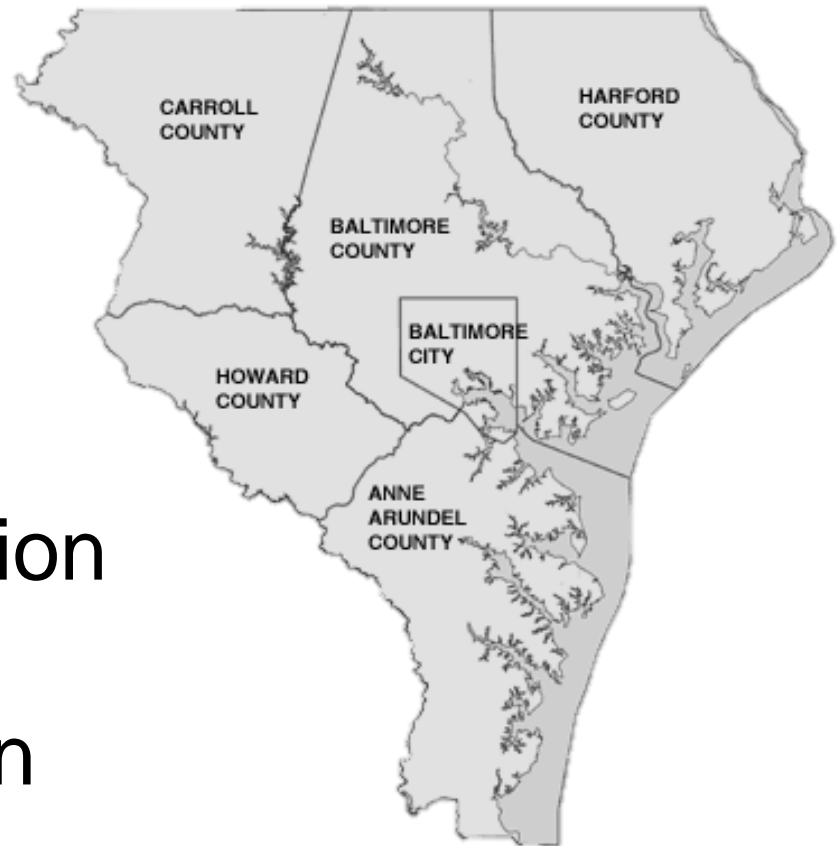


Baltimore Metropolitan Council



Who We Are

- BMC - Organization of Region's Elected Executives.
- BRTB - Baltimore Regional Transportation Board – Metropolitan Planning Organization



BRTB Members

- City of Annapolis – Michael Pantelides, Mayor
- Anne Arundel County – Steve Schuh, County Executive
- City of Baltimore - Stephanie Rawlings-Blake, Mayor (Vice Chair)
- Baltimore County - Kevin Kamenetz, County Executive
- Carroll County – Stephen Wantz, Board of Commissioners
- Harford County – Barry Glassman, County Executive
- Howard County – Allan Kittleman, County Executive (Chair)
- MD Department of Transportation – Pete Rahn, Secretary
- Maryland Transit Administration – Paul Comfort, Administrator
- MD Department of the Environment – Ben Grumbles, Secretary
- Maryland Department of Planning – David Craig, Secretary



What We Do - BRTB

- Air Quality
- Bicycle and Pedestrian
- Emergency Preparedness
- Freight
- Safety
- Transit



What We Do - BRTB

- Two-year work program (UPWP)
- Short-term transportation program (TIP)
- Long-range transportation plan (*Maximize 2040*)
- Air quality assessments of all transportation projects



What is the Transportation Improvement Program (TIP)

- Short-range (four-year) program of transportation improvements & priority projects
- Financially constrained
- Authorizes project sponsor to seek or use federal funds
- Generally updated annually
 - Current TIP is FY 2016-2019
- Amendments require 30-day public review
 - New projects, new funding, etc.



Air Quality Assessment

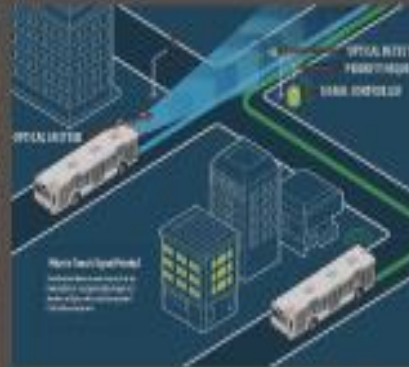
- The TIP goes through a process that compares estimated pollutants (emissions) from transportation projects to limits (budgets) set by the state.



This report, called a “conformity determination”, addresses fine particulate matter (PM_{2.5}), 8-hour ozone and CO standards.



>>BRTB



:: MTA Core Bus and Paratransit Vehicle Replacement :: Bus and Rail System Preservation and Improvement Project :: Kirk Bus Facility Replacement – Phase 1 and 2 ::
~~:: US 40 Bridge Replacements over Little & Big Gunpowder Falls ::~~
:: Bus New Main Shop :: Ridesharing – Baltimore Region ::

March Amendments

- Maryland Transit Administration
 - Bus and Rail System Preservation and Improvement
 - MTA Core Bus and Paratransit Vehicle Replacement
 - Bus New Main Shop
 - Kirk Bus Facility Replacement: Phases 1 & 2
 - Ridesharing: Baltimore Region



Bus and Rail System Preservation and Improvement

This amendment has been created to add FY15 funds that weren't obligated until FY16, and to add projects related to the BaltimoreLink Project. Total funding in the TIP increases from \$10.4 million to \$54.6 million, an increase of \$44.2 million (\$35.4 million federal/\$8.8 million matching).

This TIP sheet includes a variety of projects such as:

- Repairing and replacing roofs on MTA facilities to include: Metro, Light Rail, MARC and Bus.
- Rehabilitation of MTA paved facilities such as: P&R lots, concrete bus loops, maintenance shops and bus storage facilities.
- On-going structural repairs for underground Metro stations from John Hopkins to Penn-North (leaks, cracks, etc)
- Cyclical comprehensive structural inspection of Metro and Light Rail bridge and subway structures.
- BaltimoreLink:
 - Develop, design and construct hubs and transfer facilities related to the BaltimoreLink project.
 - Analyze potential roadway corridors for implementation of development of bus only lanes as well as Transit Signal Priority



MTA Core Bus and Paratransit Vehicle Replacement

This amendment has been created to show FY 15 funds that weren't obligated until FY16, and to show funding for the purchase of buses for the BaltimoreLink Project. Total funding in the TIP increases from \$117.8 million to \$157.2 million, an increase of \$39.4 million (\$31.5 million federal/\$7.9 million matching).

Core Bus Replacement

- Bus procurement project will supply MTA Bus Operations with Clean Diesel buses in FY 16, 17 & 18, to meet the needs of the Fleet Management Plan over the next 5 years.
- Planned fleet replacement through the purchase of 172, 40ft Clean Diesel Buses plus an additional 10, 40ft Clean Diesels to contribute to the BaltimoreLink Project.
- Projected first bus – Spring 2016
- Projected last bus – Winter 2017



MTA Core Bus and Paratransit Vehicle Replacement – Continued

Paratransit Vehicle Replacement

- Purchase of mobility vehicles under MTA's Mobility (Paratransit) program.
 - Purchase of 147 Sedans in FY 2016
 - Total of 56 vehicles received and accepted to date.



Bus New Main Shop

Design and Build a New Bus Main Shop at 1300 Bush Street

This amendment has been created to show FY15 funds that weren't obligated until FY16, resulting in this project being added to the 2016-2019 TIP. The total amount of funds added to the TIP is \$13.7 million (\$11 million federal/\$2.7 million matching).

- This facility will:
 - Provide better working conditions for employees
 - Help improve utilization of the existing maintenance facilities in the complex
 - Increase the capacity for maintenance and allow additional articulated buses to be staged.
- The new facility will be utilized to perform major bus repairs including engine replacement, transmission repairs, and HVAC repairs.
- Anticipation Completion of Construction is August 2016
- Estimated Construction is \$40.4 million



Kirk Bus Facility Replacement, Phase I & II (MTA)

This amendment has been created to show the FY 15 funds that weren't obligated until FY16. Total funding in the TIP increases from \$44 million to \$59.5 million, an increase of \$15.5 million (\$12.4 million federal/\$3.1 million matching).

- Approximately 160 buses are stored, operated, and maintained at the Kirk Bus Facility. Operations include preventive bus maintenance, inspections, heavy repairs, fueling, washing, administration, and dispatching.
- Phase I – Construction of a 100,000 square foot state-of-the-art, sustainable design, energy-efficient building that will house maintenance work.
 - Better control of noise, exhaust fumes and visibility of buses to the surrounding community.
 - Maintenance Building construction began fall 2013 and is expected to be completed by Spring 2016.
- Phase II – Construction of a similar facility to store buses overnight
 - *Temporary* – anticipated construction is set to begin Spring 2016 and anticipated construction completion is Winter 2017.
 - *Ultimate* – anticipated construction to begin Summer 2017 and the anticipated construction duration is 2 years.



Ridesharing

This amendment has been created to show FY16 capital awards. The funding previously listed in the TIP erroneously reflected the total statewide apportionment. Funding is now being updated to reflect the correct amount apportioned to the Baltimore region. There are no changes in programming. Total funding in the TIP decreases from \$6.2 million to \$2.664 million.

- This is an annual commuter assistance program to promote alternatives to driving alone and to promote carpools and vanpools. Programs include ridesharing, transit, telecommuting, bicycling and walking.
- Funding is provided to state and local governments for transportation projects and programs to help meet the requirements of the clean air act.
- Funding is 100% Federal dollars.



Share your thoughts

Comments welcome through **March 4, 2016** to:

The Baltimore Regional Transportation Board
Attn: Public Involvement Coordinator
Offices @ McHenry Row
1500 Whetstone Way, Suite 300
Baltimore, MD 21230

Fax: 410-732-8248

E-mail: comments@baltometro.org

Twitter: @BaltoMetroCo @BmoreInvolved #BRTBlistens



A presentation will be made to the BRTB's Public Advisory Committee (PAC) Policy Subcommittee on Wednesday, March 2 at 4:30 p.m. at the Baltimore Metropolitan Council. Comments are also welcome during the Public Comment Opportunity of the BRTB meeting at 9:00 a.m. on Tuesday, March 22, 2016 (scheduled vote)



Baltimore Metropolitan Council



Bus and Rail System Preservation and Improvement

(Funding in Thousands)

Section 5307 Urbanized Area Formula Program (funding for capital projects) -ORIGINAL

Phase	FY 2016 Federal Funds	FY 2016 Matching Funds	FY 2017 Federal Funds	FY 2017 Matching Funds	FY 2018 Federal Funds	FY 2018 Matching Funds	FY 2019 Federal Funds	FY 2019 Matching Funds	Total Four-Year Funding Request
CON	\$1,880	\$470	\$2,470	\$618	\$3,975	\$994	\$0	\$0	\$10,407
OTH	\$0	\$0	\$0	\$0	\$0	\$0	\$0	\$0	\$0
PE	\$0	\$0	\$0	\$0	\$0	\$0	\$0	\$0	\$0
PP	\$0	\$0	\$0	\$0	\$0	\$0	\$0	\$0	\$0
ROW	\$0	\$0	\$0	\$0	\$0	\$0	\$0	\$0	\$0
Subtotal	\$1,880	\$470	\$2,470	\$618	\$3,975	\$994	\$0	\$0	\$10,407
Total	\$1,880	\$470	\$2,470	\$618	\$3,975	\$994	\$0	\$0	\$10,407

Section 5307 Urbanized Area Formula Program (funding for capital projects) -UPDATE

Phase	FY 2016 Federal Funds	FY 2016 Matching Funds	FY 2017 Federal Funds	FY 2017 Matching Funds	FY 2018 Federal Funds	FY 2018 Matching Funds	FY 2019 Federal Funds	FY 2019 Matching Funds	Total Four-Year Funding Request
CON	\$22,680	\$5,670	\$7,999	\$2,000	\$8,186	\$2,047	\$0	\$0	\$48,582
OTH	\$0	\$0	\$0	\$0	\$0	\$0	\$0	\$0	\$0
PE	\$4,300	\$1,075	\$0	\$0	\$0	\$0	\$0	\$0	\$5,375
PP	\$500	\$125	\$0	\$0	\$0	\$0	\$0	\$0	\$625
ROW	\$0	\$0	\$0	\$0	\$0	\$0	\$0	\$0	\$0
Subtotal	\$27,480	\$6,870	\$7,999	\$2,000	\$8,186	\$2,047	\$0	\$0	\$54,582
Total	\$27,480	\$6,870	\$7,999	\$2,000	\$8,186	\$2,047	\$0	\$0	\$54,582



MTA Core Bus and Paratransit Vehicle Replacement

(Funding in Thousands)

Section 5307 Urbanized Area Formula Program (funding for capital projects) -ORIGINAL

Phase	FY 2016 Federal Funds	FY 2016 Matching Funds	FY 2017 Federal Funds	FY 2017 Matching Funds	FY 2018 Federal Funds	FY 2018 Matching Funds	FY 2019 Federal Funds	FY 2019 Matching Funds	Total Four-Year Funding Request
CON	\$0	\$0	\$0	\$0	\$0	\$0	\$0	\$0	\$0
OTH	\$7,011	\$1,753	\$15,565	\$3,891	\$7,956	\$1,989	\$12,068	\$3,017	\$53,250
PE	\$0	\$0	\$0	\$0	\$0	\$0	\$0	\$0	\$0
PP	\$0	\$0	\$0	\$0	\$0	\$0	\$0	\$0	\$0
ROW	\$0	\$0	\$0	\$0	\$0	\$0	\$0	\$0	\$0
Subtotal	\$7,011	\$1,753	\$15,565	\$3,891	\$7,956	\$1,989	\$12,068	\$3,017	\$53,250

Section 5339 (Bus and Bus Facilities Formula Program)

Phase	FY 2016 Federal Funds	FY 2016 Matching Funds	FY 2017 Federal Funds	FY 2017 Matching Funds	FY 2018 Federal Funds	FY 2018 Matching Funds	FY 2019 Federal Funds	FY 2019 Matching Funds	Total Four-Year Funding Request
CON	\$0	\$0	\$0	\$0	\$0	\$0	\$0	\$0	\$0
OTH	\$0	\$0	\$0	\$0	\$3,786	\$947	\$3,862	\$966	\$9,561
PE	\$0	\$0	\$0	\$0	\$0	\$0	\$0	\$0	\$0
PP	\$0	\$0	\$0	\$0	\$0	\$0	\$0	\$0	\$0
ROW	\$0	\$0	\$0	\$0	\$0	\$0	\$0	\$0	\$0
Subtotal	\$0	\$0	\$0	\$0	\$3,786	\$947	\$3,862	\$966	\$9,561

Congestion Mitigation and Air Quality -ORIGINAL

Phase	FY 2016 Federal Funds	FY 2016 Matching Funds	FY 2017 Federal Funds	FY 2017 Matching Funds	FY 2018 Federal Funds	FY 2018 Matching Funds	FY 2019 Federal Funds	FY 2019 Matching Funds	Total Four-Year Funding Request
CON	\$0	\$0	\$0	\$0	\$0	\$0	\$0	\$0	\$0
OTH	\$11,276	\$2,819	\$7,251	\$1,813	\$10,969	\$2,742	\$14,512	\$3,628	\$55,010
PE	\$0	\$0	\$0	\$0	\$0	\$0	\$0	\$0	\$0
PP	\$0	\$0	\$0	\$0	\$0	\$0	\$0	\$0	\$0
ROW	\$0	\$0	\$0	\$0	\$0	\$0	\$0	\$0	\$0
Subtotal	\$11,276	\$2,819	\$7,251	\$1,813	\$10,969	\$2,742	\$14,512	\$3,628	\$55,010
Total	\$18,287	\$4,572	\$22,816	\$5,704	\$22,711	\$5,678	\$30,442	\$7,611	\$117,821



MTA Core Bus and Paratransit Vehicle Replacement

(Funding in Thousands)

Section 5307 Urbanized Area Formula Program (funding for capital projects) -UPDATE

Phase	FY 2016 Federal Funds	FY 2016 Matching Funds	FY 2017 Federal Funds	FY 2017 Matching Funds	FY 2018 Federal Funds	FY 2018 Matching Funds	FY 2019 Federal Funds	FY 2019 Matching Funds	Total Four-Year Funding Request
CON	\$0	\$0	\$0	\$0	\$0	\$0	\$0	\$0	\$0
OTH	\$9,811	\$2,453	\$20,034	\$5,009	\$16,317	\$4,079	\$17,695	\$4,424	\$79,822
PE	\$0	\$0	\$0	\$0	\$0	\$0	\$0	\$0	\$0
PP	\$0	\$0	\$0	\$0	\$0	\$0	\$0	\$0	\$0
ROW	\$0	\$0	\$0	\$0	\$0	\$0	\$0	\$0	\$0
Subtotal	\$9,811	\$2,453	\$20,034	\$5,009	\$16,317	\$4,079	\$17,695	\$4,424	\$79,822

Section 5339 (Bus and Bus Facilities Formula Program)

Phase	FY 2016 Federal Funds	FY 2016 Matching Funds	FY 2017 Federal Funds	FY 2017 Matching Funds	FY 2018 Federal Funds	FY 2018 Matching Funds	FY 2019 Federal Funds	FY 2019 Matching Funds	Total Four-Year Funding Request
CON	\$0	\$0	\$0	\$0	\$0	\$0	\$0	\$0	\$0
OTH	\$0	\$0	\$0	\$0	\$3,786	\$947	\$3,862	\$966	\$9,561
PE	\$0	\$0	\$0	\$0	\$0	\$0	\$0	\$0	\$0
PP	\$0	\$0	\$0	\$0	\$0	\$0	\$0	\$0	\$0
ROW	\$0	\$0	\$0	\$0	\$0	\$0	\$0	\$0	\$0
Subtotal	\$0	\$0	\$0	\$0	\$3,786	\$947	\$3,862	\$966	\$9,561

Congestion Mitigation and Air Quality -UPDATE

Phase	FY 2016 Federal Funds	FY 2016 Matching Funds	FY 2017 Federal Funds	FY 2017 Matching Funds	FY 2018 Federal Funds	FY 2018 Matching Funds	FY 2019 Federal Funds	FY 2019 Matching Funds	Total Four-Year Funding Request
CON	\$0	\$0	\$0	\$0	\$0	\$0	\$0	\$0	\$0
OTH	\$11,355	\$2,839	\$10,378	\$2,595	\$14,197	\$3,549	\$18,332	\$4,583	\$67,828
PE	\$0	\$0	\$0	\$0	\$0	\$0	\$0	\$0	\$0
PP	\$0	\$0	\$0	\$0	\$0	\$0	\$0	\$0	\$0
ROW	\$0	\$0	\$0	\$0	\$0	\$0	\$0	\$0	\$0
Subtotal	\$11,355	\$2,839	\$10,378	\$2,595	\$14,197	\$3,549	\$18,332	\$4,583	\$67,828
Total	\$21,166	\$5,292	\$30,412	\$7,604	\$34,300	\$8,575	\$39,889	\$9,973	\$157,211



Bus New Main Shop

(Funding in Thousands)

Section 5307 Urbanized Area Formula Program (funding for capital projects) -NEW

Phase	FY 2016 Federal Funds	FY 2016 Matching Funds	FY 2017 Federal Funds	FY 2017 Matching Funds	FY 2018 Federal Funds	FY 2018 Matching Funds	FY 2019 Federal Funds	FY 2019 Matching Funds	Total Four-Year Funding Request
CON	\$9,329	\$2,332	\$0	\$0	\$0	\$0	\$0	\$0	\$11,661
OTH	\$0	\$0	\$0	\$0	\$0	\$0	\$0	\$0	\$0
PE	\$0	\$0	\$0	\$0	\$0	\$0	\$0	\$0	\$0
PP	\$0	\$0	\$0	\$0	\$0	\$0	\$0	\$0	\$0
ROW	\$0	\$0	\$0	\$0	\$0	\$0	\$0	\$0	\$0
Subtotal	\$9,329	\$2,332	\$0	\$0	\$0	\$0	\$0	\$0	\$11,661

Section 5339 (Bus and Bus Facilities Formula Program) -NEW

Phase	FY 2016 Federal Funds	FY 2016 Matching Funds	FY 2017 Federal Funds	FY 2017 Matching Funds	FY 2018 Federal Funds	FY 2018 Matching Funds	FY 2019 Federal Funds	FY 2019 Matching Funds	Total Four-Year Funding Request
CON	\$1,664	\$416	\$0	\$0	\$0	\$0	\$0	\$0	\$2,080
OTH	\$0	\$0	\$0	\$0	\$0	\$0	\$0	\$0	\$0
PE	\$0	\$0	\$0	\$0	\$0	\$0	\$0	\$0	\$0
PP	\$0	\$0	\$0	\$0	\$0	\$0	\$0	\$0	\$0
ROW	\$0	\$0	\$0	\$0	\$0	\$0	\$0	\$0	\$0
Subtotal	\$1,664	\$416	\$0	\$0	\$0	\$0	\$0	\$0	\$2,080
Total	\$10,993	\$2,748	\$0	\$0	\$0	\$0	\$0	\$0	\$13,741



Kirk Bus Facility Replacement - Phase 1 & 2

(Funding in Thousands)

Section 5307 Urbanized Area Formula Program (funding for capital projects) -ORIGINAL

Phase	FY 2016 Federal Funds	FY 2016 Matching Funds	FY 2017 Federal Funds	FY 2017 Matching Funds	FY 2018 Federal Funds	FY 2018 Matching Funds	FY 2019 Federal Funds	FY 2019 Matching Funds	Total Four-Year Funding Request
CON	\$6,193	\$1,548	\$1,450	\$363	\$6,194	\$1,549	\$0	\$0	\$17,297
OTH	\$0	\$0	\$0	\$0	\$0	\$0	\$0	\$0	\$0
PE	\$0	\$0	\$0	\$0	\$0	\$0	\$0	\$0	\$0
PP	\$0	\$0	\$0	\$0	\$0	\$0	\$0	\$0	\$0
ROW	\$0	\$0	\$0	\$0	\$0	\$0	\$0	\$0	\$0
Subtotal	\$6,193	\$1,548	\$1,450	\$363	\$6,194	\$1,549	\$0	\$0	\$17,297

Section 5339 (Bus and Bus Facilities Formula Program) -ORIGINAL

Phase	FY 2016 Federal Funds	FY 2016 Matching Funds	FY 2017 Federal Funds	FY 2017 Matching Funds	FY 2018 Federal Funds	FY 2018 Matching Funds	FY 2019 Federal Funds	FY 2019 Matching Funds	Total Four-Year Funding Request
CON	\$3,639	\$910	\$3,712	\$928	\$0	\$0	\$0	\$0	\$9,189
OTH	\$0	\$0	\$0	\$0	\$0	\$0	\$0	\$0	\$0
PE	\$0	\$0	\$0	\$0	\$0	\$0	\$0	\$0	\$0
PP	\$0	\$0	\$0	\$0	\$0	\$0	\$0	\$0	\$0
ROW	\$0	\$0	\$0	\$0	\$0	\$0	\$0	\$0	\$0
Subtotal	\$3,639	\$910	\$3,712	\$928	\$0	\$0	\$0	\$0	\$9,189

Congestion Mitigation and Air Quality

Phase	FY 2016 Federal Funds	FY 2016 Matching Funds	FY 2017 Federal Funds	FY 2017 Matching Funds	FY 2018 Federal Funds	FY 2018 Matching Funds	FY 2019 Federal Funds	FY 2019 Matching Funds	Total Four-Year Funding Request
CON	\$0	\$0	\$14,001	\$3,500	\$0	\$0	\$0	\$0	\$17,501
OTH	\$0	\$0	\$0	\$0	\$0	\$0	\$0	\$0	\$0
PE	\$0	\$0	\$0	\$0	\$0	\$0	\$0	\$0	\$0
PP	\$0	\$0	\$0	\$0	\$0	\$0	\$0	\$0	\$0
ROW	\$0	\$0	\$0	\$0	\$0	\$0	\$0	\$0	\$0
Subtotal	\$0	\$0	\$14,001	\$3,500	\$0	\$0	\$0	\$0	\$17,501
Total	\$9,832	\$2,458	\$19,163	\$4,791	\$6,194	\$1,549	\$0	\$0	\$43,987



Kirk Bus Facility Replacement - Phase 1 & 2

(Funding in Thousands)

Section 5307 Urbanized Area Formula Program (funding for capital projects) -UPDATE

Phase	FY 2016 Federal Funds	FY 2016 Matching Funds	FY 2017 Federal Funds	FY 2017 Matching Funds	FY 2018 Federal Funds	FY 2018 Matching Funds	FY 2019 Federal Funds	FY 2019 Matching Funds	Total Four-Year Funding Request
CON	\$16,518	\$4,130	\$1,450	\$363	\$6,194	\$1,549	\$0	\$0	\$30,204
OTH	\$0	\$0	\$0	\$0	\$0	\$0	\$0	\$0	\$0
PE	\$0	\$0	\$0	\$0	\$0	\$0	\$0	\$0	\$0
PP	\$0	\$0	\$0	\$0	\$0	\$0	\$0	\$0	\$0
ROW	\$0	\$0	\$0	\$0	\$0	\$0	\$0	\$0	\$0
Subtotal	\$16,518	\$4,130	\$1,450	\$363	\$6,194	\$1,549	\$0	\$0	\$30,204

Section 5339 (Bus and Bus Facilities Formula Program) -UPDATE

Phase	FY 2016 Federal Funds	FY 2016 Matching Funds	FY 2017 Federal Funds	FY 2017 Matching Funds	FY 2018 Federal Funds	FY 2018 Matching Funds	FY 2019 Federal Funds	FY 2019 Matching Funds	Total Four-Year Funding Request
CON	\$5,724	\$1,431	\$3,712	\$928	\$0	\$0	\$0	\$0	\$11,795
OTH	\$0	\$0	\$0	\$0	\$0	\$0	\$0	\$0	\$0
PE	\$0	\$0	\$0	\$0	\$0	\$0	\$0	\$0	\$0
PP	\$0	\$0	\$0	\$0	\$0	\$0	\$0	\$0	\$0
ROW	\$0	\$0	\$0	\$0	\$0	\$0	\$0	\$0	\$0
Subtotal	\$5,724	\$1,431	\$3,712	\$928	\$0	\$0	\$0	\$0	\$11,795

Congestion Mitigation and Air Quality

Phase	FY 2016 Federal Funds	FY 2016 Matching Funds	FY 2017 Federal Funds	FY 2017 Matching Funds	FY 2018 Federal Funds	FY 2018 Matching Funds	FY 2019 Federal Funds	FY 2019 Matching Funds	Total Four-Year Funding Request
CON	\$0	\$0	\$14,001	\$3,500	\$0	\$0	\$0	\$0	\$17,501
OTH	\$0	\$0	\$0	\$0	\$0	\$0	\$0	\$0	\$0
PE	\$0	\$0	\$0	\$0	\$0	\$0	\$0	\$0	\$0
PP	\$0	\$0	\$0	\$0	\$0	\$0	\$0	\$0	\$0
ROW	\$0	\$0	\$0	\$0	\$0	\$0	\$0	\$0	\$0
Subtotal	\$0	\$0	\$14,001	\$3,500	\$0	\$0	\$0	\$0	\$17,501
Total	\$22,242	\$5,561	\$19,163	\$4,791	\$6,194	\$1,549	\$0	\$0	\$59,500



Ridesharing - Baltimore Region

(Funding in Thousands)

Congestion Mitigation and Air Quality -ORIGINAL

Phase	FY 2016 Federal Funds	FY 2016 Matching Funds	FY 2017 Federal Funds	FY 2017 Matching Funds	FY 2018 Federal Funds	FY 2018 Matching Funds	FY 2019 Federal Funds	FY 2019 Matching Funds	Total Four-Year Funding Request
CON	\$0	\$0	\$0	\$0	\$0	\$0	\$0	\$0	\$0
OTH	\$1,550	\$0	\$1,550	\$0	\$1,550	\$0	\$1,550	\$0	\$6,200
PE	\$0	\$0	\$0	\$0	\$0	\$0	\$0	\$0	\$0
PP	\$0	\$0	\$0	\$0	\$0	\$0	\$0	\$0	\$0
ROW	\$0	\$0	\$0	\$0	\$0	\$0	\$0	\$0	\$0
Subtotal	\$1,550	\$0	\$1,550	\$0	\$1,550	\$0	\$1,550	\$0	\$6,200
Total	\$1,550	\$0	\$1,550	\$0	\$1,550	\$0	\$1,550	\$0	\$6,200

Congestion Mitigation and Air Quality -UPDATE

Phase	FY 2016 Federal Funds	FY 2016 Matching Funds	FY 2017 Federal Funds	FY 2017 Matching Funds	FY 2018 Federal Funds	FY 2018 Matching Funds	FY 2019 Federal Funds	FY 2019 Matching Funds	Total Four-Year Funding Request
CON	\$0	\$0	\$0	\$0	\$0	\$0	\$0	\$0	\$0
OTH	\$666	\$0	\$666	\$0	\$666	\$0	\$666	\$0	\$2,664
PE	\$0	\$0	\$0	\$0	\$0	\$0	\$0	\$0	\$0
PP	\$0	\$0	\$0	\$0	\$0	\$0	\$0	\$0	\$0
ROW	\$0	\$0	\$0	\$0	\$0	\$0	\$0	\$0	\$0
Subtotal	\$666	\$0	\$666	\$0	\$666	\$0	\$666	\$0	\$2,664
Total	\$666	\$0	\$666	\$0	\$666	\$0	\$666	\$0	\$2,664

